

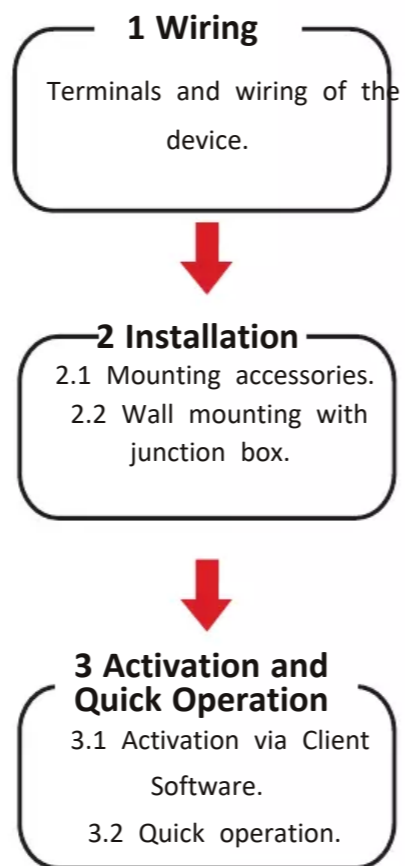


DS-KH6110-WE1/DS-KH6100-E1/  
DS-KH6000-E1 Series  
Network Indoor Station

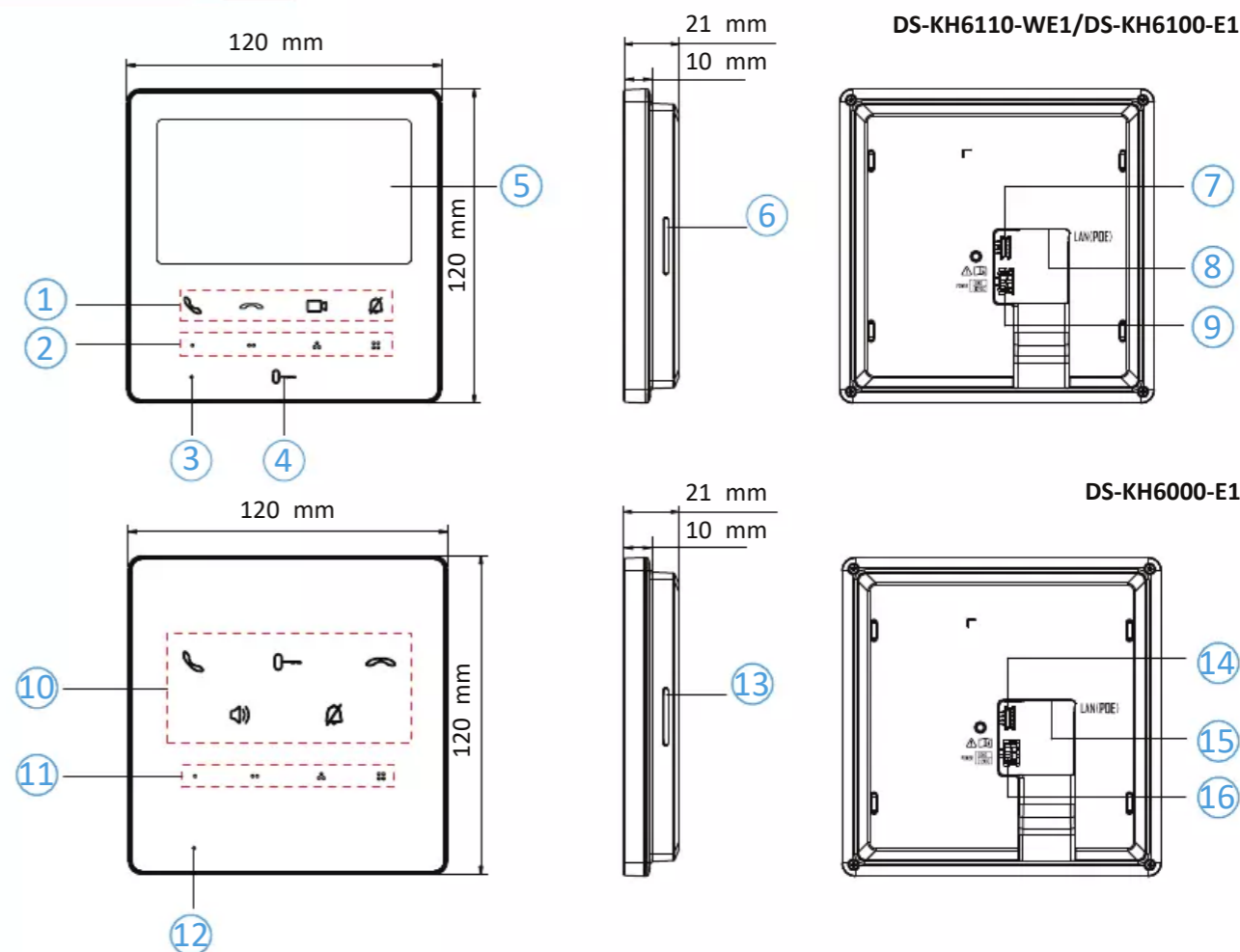
Quick Start Guide

UD34108B

## Quick Start Flow Chart



## Appearance



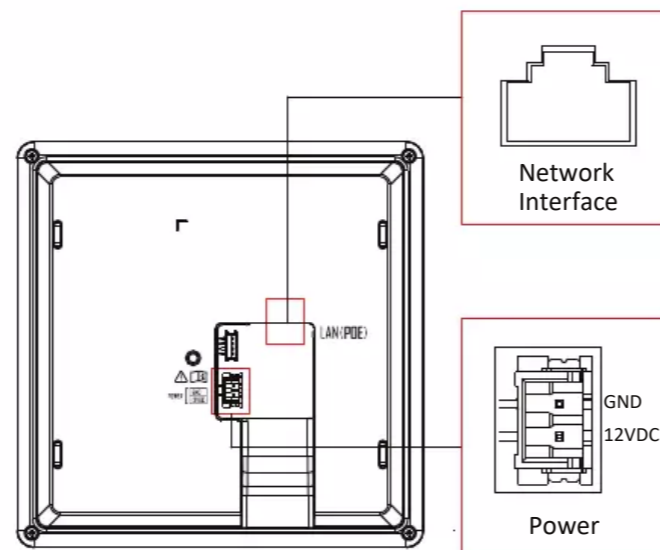
The customizable button is set as unlocking Lock 2 by default.

- ① Touch Button (Answer the call/Hang up the call/Live View/Mute)
- ② Customizable Touch Button
- ③ MIC
- ④ Unlock Touch Button
- ⑤ Screen
- ⑥
- ⑦ Serial Port (For Debugging Use Only)Speaker
- ⑧ Network Interface
- ⑨ Power Interface
- ⑩ Touch Button (Answer the call/Unlock/Hang up the call/Volume/Mute)
- ⑪ Customizable Touch Button
- ⑫ MIC
- ⑬ Speaker
- ⑭ Serial Port (For Debugging Use Only)
- ⑮ Network Interface
- ⑯ Power Interface

Touch Button Function for Devices with a Non-touch Screen:



## 1 Wiring



There is one network interface and one 12 VDC power interface on the rear panel of the indoor station.



Note: You can power on the device via the power interface with 12 VDC power supply. Or you can power on the device via standard PoE through the network interface.

©2023 Hangzhou Hikvision Digital Technology Co., Ltd. All rights reserved.  
About this Manual  
The Manual includes instructions for using and managing the Product. Pictures, charts, images and all other information hereinafter are for description and explanation only. The information contained in the Manual is subject to change, without notice, due to firmware updates or other reasons. Please find the latest version of this Manual at the Hikvision website (<https://www.hikvision.com/>).  
Please use this Manual with the guidance and assistance of professionals trained in supporting the Product.  
Trademarks  
HIKVISION and other Hikvision's trademarks and logos are the properties of Hikvision in various jurisdictions.  
Other trademarks and logos mentioned are the properties of their respective owners.  
Disclaimer  
TO THE MAXIMUM EXTENT PERMITTED BY APPLICABLE LAW, THIS MANUAL AND THE PRODUCT DESCRIBED, WITH ITS HARDWARE, SOFTWARE AND FIRMWARE, ARE PROVIDED "AS IS" AND "WITH ALL FAULTS AND ERRORS". HIKVISION MAKES NO WARRANTIES, EXPRESS OR IMPLIED, INCLUDING WITHOUT LIMITATION, MERCHANTABILITY, SATISFACTORY QUALITY, OR FITNESS FOR A PARTICULAR PURPOSE. THE USE OF THE PRODUCT BY YOU IS AT YOUR OWN RISK. IN NO EVENT WILL HIKVISION BE LIABLE TO YOU FOR ANY SPECIAL, CONSEQUENTIAL, INCIDENTAL, OR INDIRECT DAMAGES, INCLUDING, AMONG OTHERS, DAMAGES FOR LOSS OF BUSINESS PROFITS, BUSINESS INTERRUPTION, OR LOSS OF DATA, CORRUPTION OF SYSTEMS, OR LOSS OF DOCUMENTATION, WHETHER BASED ON BREACH OF CONTRACT, TORT (INCLUDING NEGLIGENCE), PRODUCT LIABILITY, OR OTHERWISE, IN CONNECTION WITH THE USE OF THE PRODUCT, EVEN IF HIKVISION HAS BEEN ADVISED OF THE POSSIBILITY OF SUCH DAMAGES OR LOSS.  
YOU ACKNOWLEDGE THAT THE NATURE OF THE INTERNET PROVIDES FOR INHERENT SECURITY RISKS, AND HIKVISION SHALL NOT TAKE ANY RESPONSIBILITIES FOR ABNORMAL OPERATION, PRIVACY LEAKAGE OR OTHER DAMAGES RESULTING FROM CYBER-ATTACK, HACKER ATTACK, VIRUS INFECTION, OR OTHER INTERNET SECURITY RISKS; HOWEVER, HIKVISION WILL PROVIDE TIMELY TECHNICAL SUPPORT IF REQUIRED.  
YOU AGREE TO USE THIS PRODUCT IN COMPLIANCE WITH ALL APPLICABLE LAWS, AND YOU ARE SOLELY RESPONSIBLE FOR ENSURING THAT YOUR USE CONFORMS TO THE APPLICABLE LAW, ESPECIALLY, YOU ARE RESPONSIBLE, FOR USING THIS PRODUCT IN A MANNER THAT DOES NOT INFRINGE ON THE RIGHTS OF THIRD PARTIES, INCLUDING WITHOUT LIMITATION, RIGHTS OF PUBLICITY, INTELLECTUAL PROPERTY RIGHTS, OR DATA PROTECTION AND OTHER PRIVACY RIGHTS. YOU SHALL NOT USE THIS PRODUCT FOR ANY PROHIBITED END-USES, INCLUDING THE DEVELOPMENT OR PRODUCTION OF WEAPONS OF MASS DESTRUCTION, THE DEVELOPMENT OR PRODUCTION OF CHEMICAL OR BIOLOGICAL WEAPONS, ANY ACTIVITIES IN THE CONTEXT RELATED TO ANY NUCLEAR EXPLOSIVE OR UNSAFE NUCLEAR FUEL-CYCLE, OR IN SUPPORT OF HUMAN RIGHTS ABUSES.  
IN THE EVENT OF ANY CONFLICTS BETWEEN THIS MANUAL AND THE APPLICABLE LAW, THE LATTER PREVAILS.  
Data Protection  
During the use of device, personal data will be collected, stored and processed. To protect data, the development of Hikvision devices incorporates privacy by design principles. For example, for device with facial recognition features, biometrics data is stored in your device with encryption method; for fingerprint device, only fingerprint template will be saved, which is impossible to reconstruct a fingerprint image. As data controller, you are advised to collect, store, process and transfer data in accordance with the applicable data protection laws and regulations, including without limitation, conducting security controls to safeguard personal data, such as implementing reasonable administrative and physical security controls, conduct periodic reviews and assessments of the effectiveness of your security controls.

DS-KH6100-E1 DS-KH6110-WE1 DS-KH6000-E1

Scan the QR code to get the User Manual.

