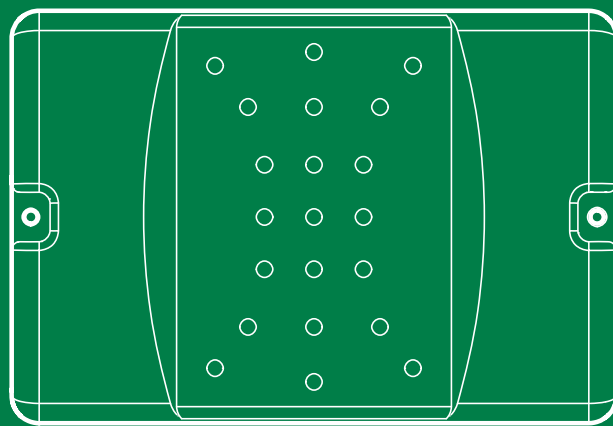


EN

TECHNICAL
MANUAL



Additional ringer
Art. 1229

 **Comelit**[®]
Passion. Technology. Design.

Warning

Intended use

This Comelit product was designed for use in the creation of audio and video communication systems in residential, commercial or industrial settings and in public buildings or buildings used by the public.

Installation

All activities connected to the installation of Comelit products must be carried out by qualified technical personnel, with careful observation of the indications provided in the Manuals / Instruction sheets supplied with those products.

Wires

Cut off the power supply before carrying out any maintenance procedures.

Use wires with a cross-section suited to the distances involved, observing the instructions provided in the system manual.

We advise against running the system wires through the same duct as the power cables (230V or higher).

Safe usage

To ensure Comelit products are used safely:

- carefully observe the indications provided in the Manuals / Instruction sheets
- make sure the system created using Comelit products has not been tampered with / damaged.

Maintenance

Comelit products do not require maintenance aside from routine cleaning, which should be carried out in accordance with the indications provided in the Manuals / Instruction sheets.

Any repair work must be carried out

- for the products themselves, exclusively by **Comelit Group S.p.A.**,
- for systems, by qualified technical personnel.

Disclaimer

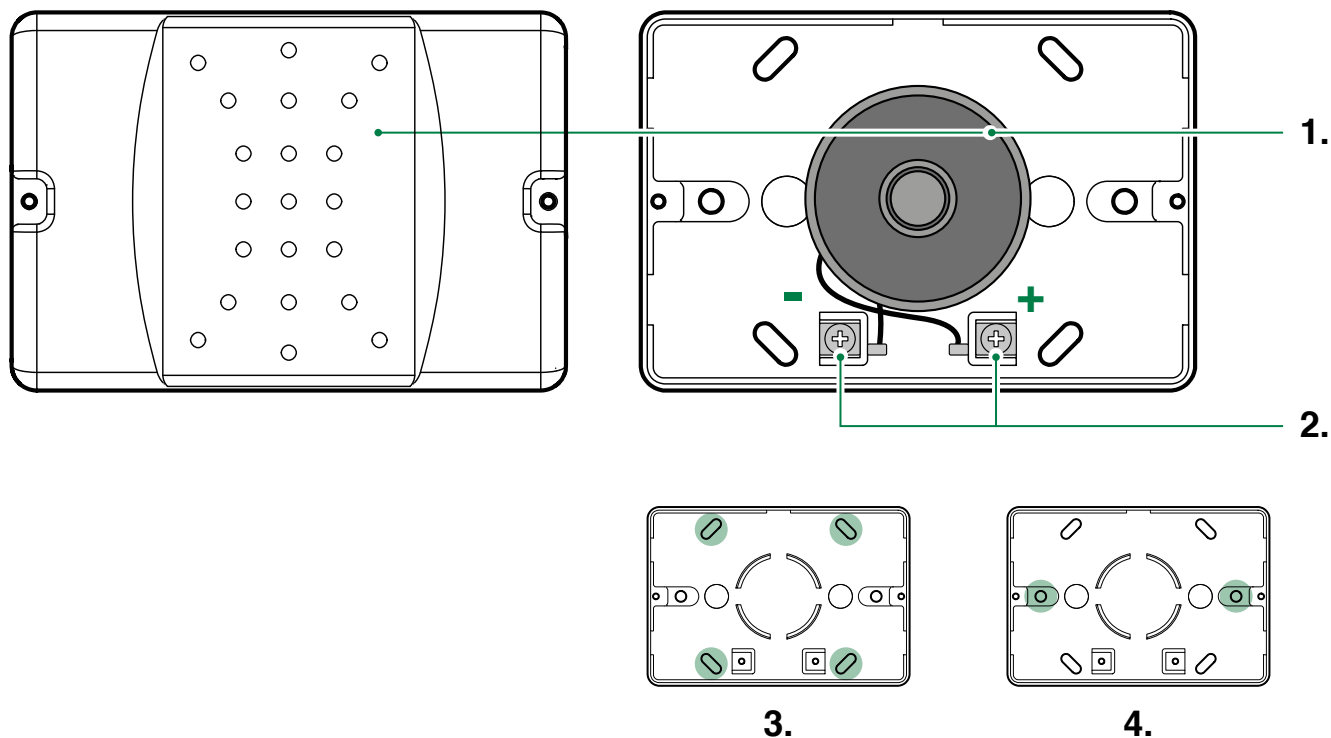
Comelit Group S.p.A. does not assume any responsibility for

- any usage other than the intended use
- non-observance of the indications and warnings contained in this Manual / Instruction sheet.

Comelit Group S.p.A. nonetheless reserves the right to change the information provided in this Manual / Instruction sheet at any time and without prior notice.

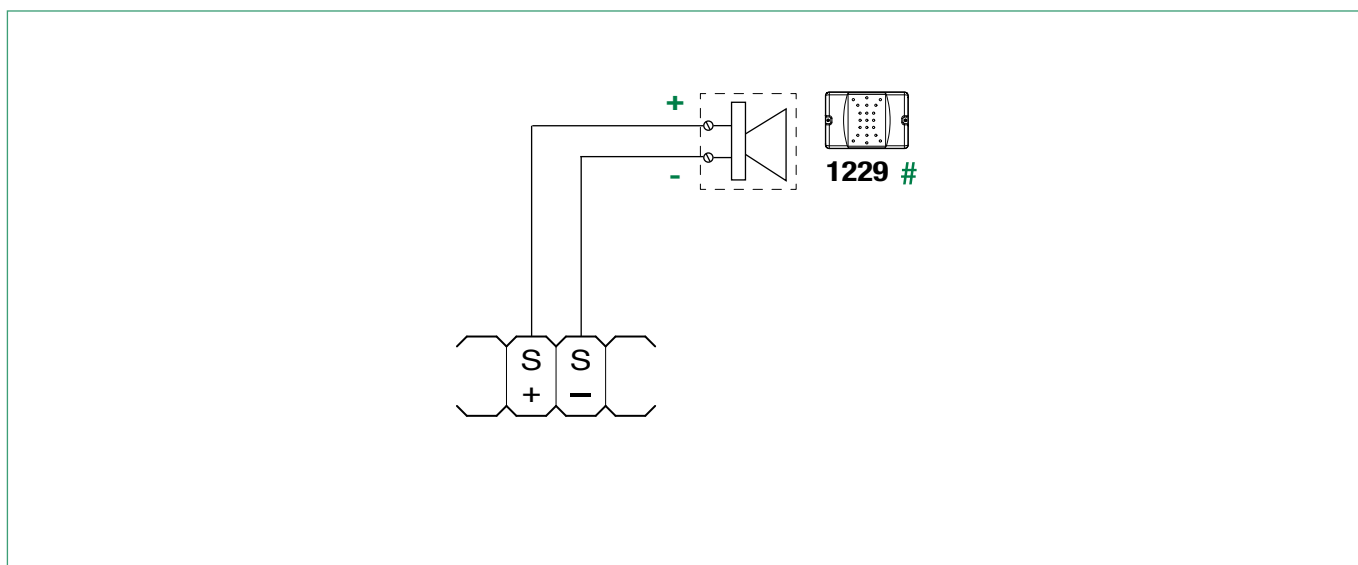
Description

Additional ringtone for call repetition, which can be controlled directly from terminals S- and S+ in selected monitor and/or entry phone models. Surface-mounted or on domestic series 503 box. Can be used in all systems.



- 1. Speaker
- 2. Connectors
- 3. Wall mounting holes
- 4. Fixing holes for domestic series 503 box.

Connection



The total number of internal units with the same user code added to the number of call repetition devices connected to these internal units cannot exceed 4. Connect only one call repetition device for each internal unit. Use shielded cable for the connection and do not route the cables in the vicinity of heavy inductive loads or power supply cables (230V / 400V).

Technical features

MAIN FEATURES

Product height (mm)	75
Product width (mm)	110
Product depth (mm)	29
Maximum current absorption (mA)	40

GENERAL DATA

Product colour	White RAL9003
----------------	---------------

COMPATIBILITY

Simplebus Top audio/video system	Yes
Building Kit audio/video system	Yes
Simplebus 2 audio system	Yes
Vip system	Yes
Kit audio/video system	Yes
Traditional system	Yes
Simplified system	Yes
Comelbus system	Yes
Comtel system	Yes

MOUNTING/INSTALLATION

Wall-mounted	Yes
--------------	-----

System performance and layouts

For further information of system performance and to view installation layouts, click on the system type that best meets your requirements:

[Audio/video kit](#) for the creation of audio-video systems for *individual residences*.

[Building Kit audio/video system](#) for the creation of audio-video systems for *small apartment blocks*.

[SBTOP audio/video system](#) for the creation of audio-video systems for *residential complexes*.

[SB2 audio system](#) for the creation of audio systems for *residential complexes*.

[SB1 audio system](#) for the creation of audio systems for *residential complexes*.

CERTIFIED MANAGEMENT SYSTEMS



www.comelitgroup.com

Via Don Arrigoni, 5 - 24020 Rovetta (BG) - Italy

