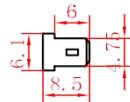
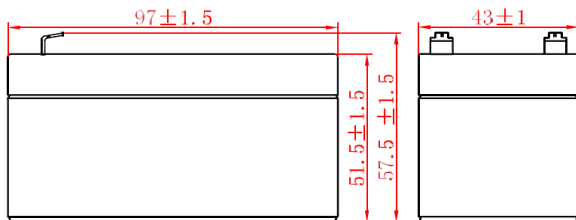


APPLICATIONS

- Uninterruptible Power Supplies (UPS)
- Electric Power Systems (EPS)
- Emergency backup power supplies
- Electronic apparatus and equipment
- Communication power supplies
- DC power supplies
- Auto control system



SPECIFICATIONS

Nominal Voltage	12 V	
Number of cells	6	
Design Floating Life (20°C)	10 years	
Dimensions	Length	97 mm
	Width	43 mm
	Height	51.5 mm
	Total Height	57.5 mm
Weight	0.55 kg	
Nominal Capacity (25°C)	20 hours rate (1.75)	1.30 Ah
	10 hours rate (1.75)	1.10 Ah
	5 hours rate (1.75)	1.00 Ah
	1 hour rate (1.65)	0.75 Ah
Internal Resistance (fully charged, 25°C)	85 mOhm	
Self Discharge	approx. 3% per month at 25°C	
Nominal Operating Temperature	25°C	
Operating Temperature range	Discharge	-15°C to 50°C
	Charge	-15°C to 40°C
	Storage	-15°C to 40°C
Float Charging Voltage	2.25 to 2.30 V/cell at 25°C	
Temperature compensation	-18mV/°C	
Maximum charging current	0.36 A	
Maximum discharge current (25°C)	18 A (5 sec.)	
Short Circuit Current (25°C)	20 A	

PERFORMANCE DATA

Discharge Constant Current at 25°C (Amperes)

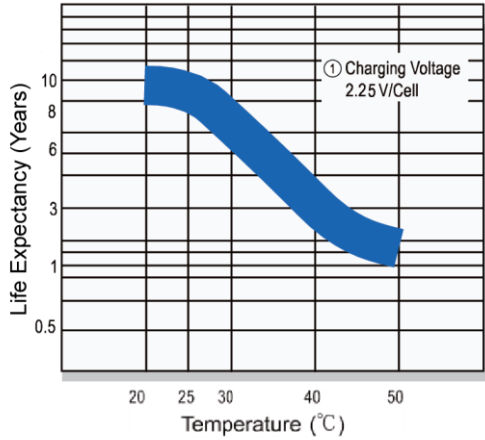
End Voltage (V/cell)	5min	10min	15min	30min	1h	2h	3h	4h	5h	8h	10h	20h
1.60V	4.45	2.79	2.21	1.24	0.76	0.42	0.30	0.23	0.20	0.13	0.11	0.07
1.65V	4.35	2.69	2.16	1.22	0.75	0.42	0.30	0.23	0.20	0.13	0.11	0.07
1.70V	4.14	2.59	2.08	1.18	0.73	0.41	0.30	0.23	0.20	0.13	0.11	0.07
1.75V	3.93	2.48	2.01	1.15	0.72	0.41	0.29	0.23	0.20	0.13	0.11	0.07
1.80V	3.73	2.38	1.90	1.11	0.69	0.40	0.29	0.22	0.19	0.12	0.11	0.06

Discharge Constant Power at 25°C (Watts/Cell)

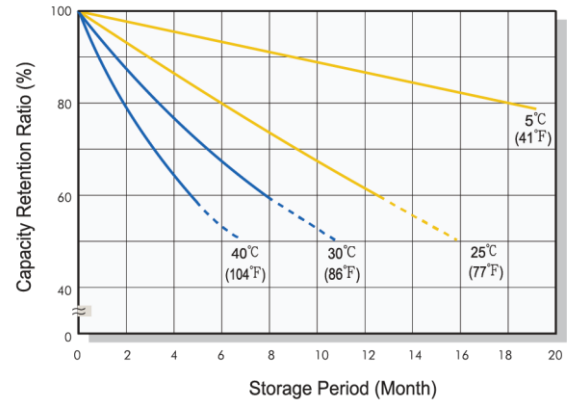
End Voltage (V/cell)	5min	10min	15min	30min	1h	2h	3h	4h	5h	8h	10h	20h
1.60V	8.20	5.23	4.17	2.36	1.46	0.83	0.59	0.46	0.40	0.26	0.22	0.12
1.65V	7.93	5.06	4.07	2.31	1.43	0.81	0.59	0.46	0.40	0.26	0.22	0.12
1.70V	7.60	4.85	3.91	2.24	1.40	0.79	0.58	0.45	0.39	0.26	0.22	0.12
1.75V	7.28	4.65	3.78	2.17	1.37	0.77	0.58	0.45	0.39	0.25	0.22	0.12
1.80V	6.78	4.37	3.59	2.10	1.33	0.75	0.56	0.44	0.38	0.25	0.21	0.12

Note: The above characteristics data can be obtained within three charge/discharge cycles.

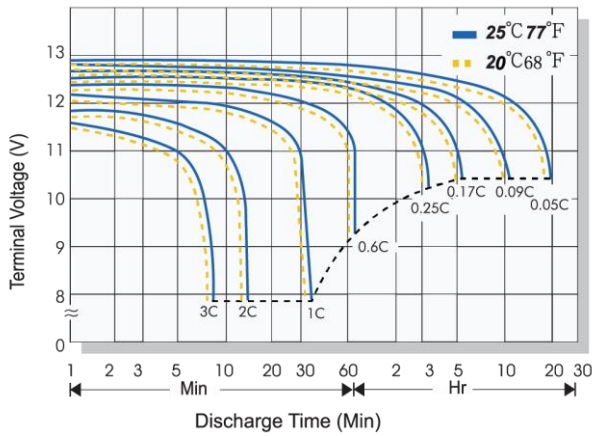
Temperature Effects on Float Life



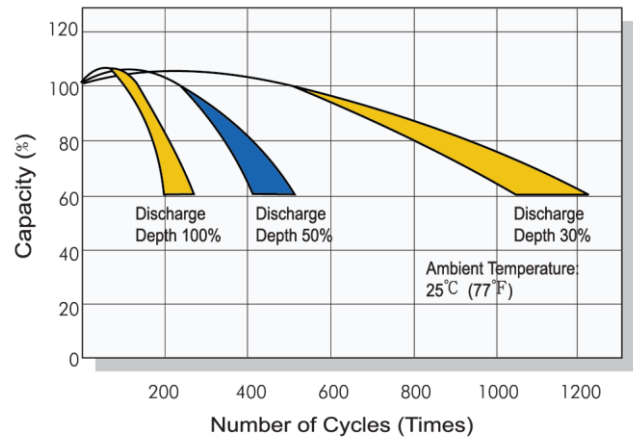
Self Discharge Characteristics



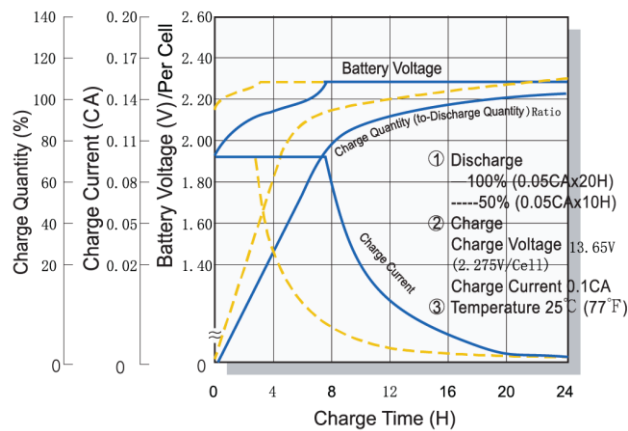
Discharge Characteristics (25°C)



Cycle Service Life in Relation to Depth of Discharge



Float Charging Characteristics (25°C)



Boost Charging Characteristics (25°C)

